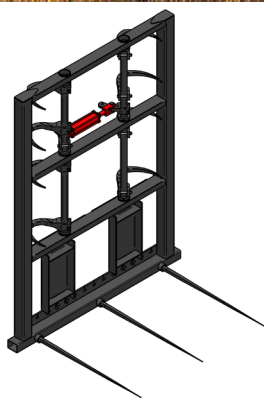


ACCUMULATORS & GRABS

INNOVATIVE DESIGN • PARTNERS IN EFFICIENCY



Bale Grabs




PHIBER BIG BALE SPEAR:

Designed to accompany the PhiBer Stacking Accumulator, the Big Bale Spear can only lift vertically. Its vertical frame has 3 horizontal bale spikes and 8 cast bale hooks mounted on 2 vertical rockshafts. Available with 32" or 48" spikes and able to handle **three** – 3' x 3', **three** – 3' x 4', or **two** – 4' x 4' large square bales.



PHIBER 04 SERIES GRABS:

This model utilizes the loader's 90 degree roll back to handle bales horizontally or vertically. The 04 Series has 4 rockshafts with 18 cast bale hooks that all open and close simultaneously. It handles **three** – 3' x 3' or 2 – 3' x 4' bales horizontally, **three** – 3' x 4' bales vertically, or **two** – 4' x 4' bales. A variety of quick attach mounts are available as well as blank mounting boxes.

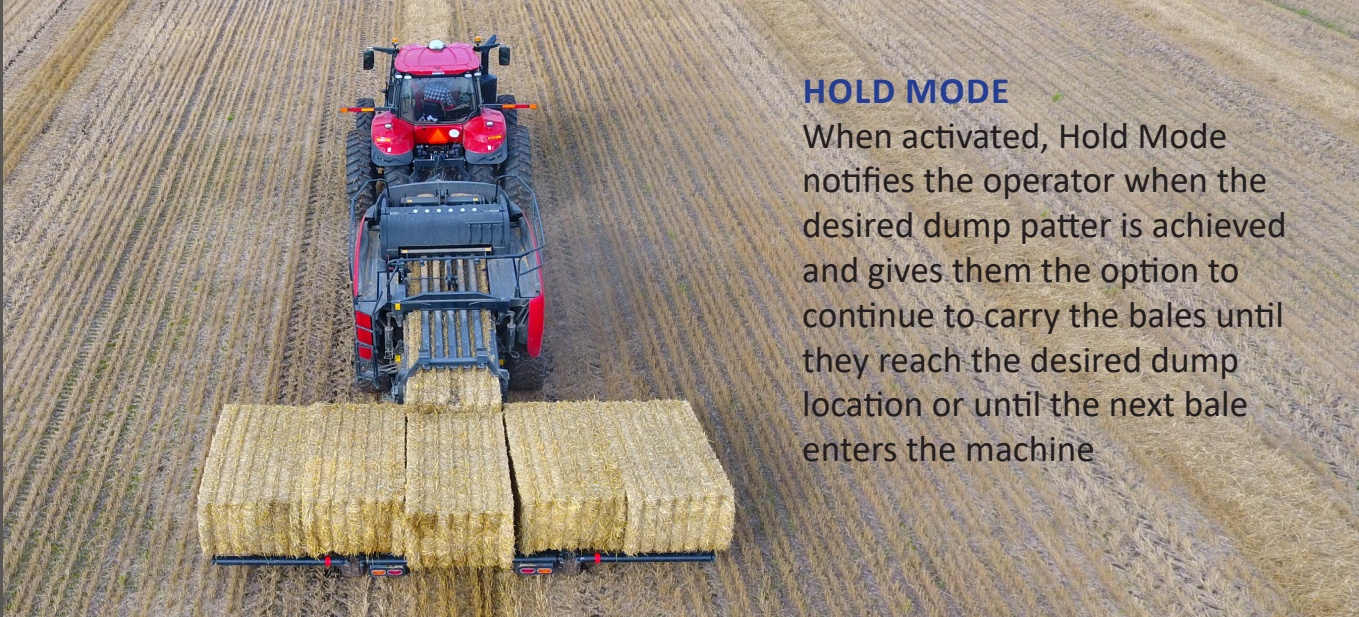


PHIBER 08 SERIES GRABS:

With 12 rockshafts and 18 cast bale hooks, this premium model gives individual control of each bale. It also utilizes loader's 90 degree roll back to handle bales horizontally or vertically. It handles **three** – 3' x 3' or 2 – 3' x 4' bales horizontally, **three** – 3' x 4' bales vertically, or **two** – 4' x 4' bales. A variety of quick attach mounts are available as well as blank mounting boxes.



Stay Connected: PhiBer Technology



HOLD MODE

When activated, Hold Mode notifies the operator when the desired dump pattern is achieved and gives them the option to continue to carry the bales until they reach the desired dump location or until the next bale enters the machine



WI-FI CONNECTIVITY

The PhiBer Accumulator App uses Wi-Fi signal to connect to your accumulator automatically, telling your accumulator when to eject bales.



GPS LOCATION

Find your location and plan specific eject locations for your bales using GSP within the PhiBer Accumulator App.

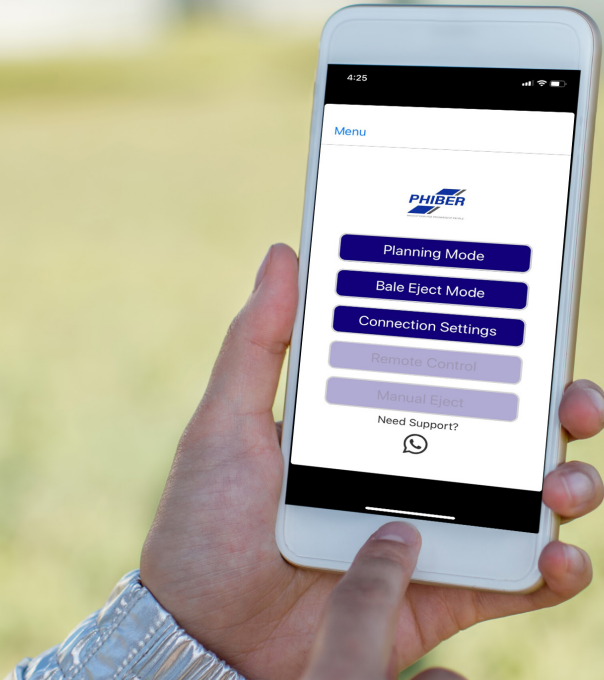
PHIBER UNIVERSITY

All PhiBer manufactured machines include a scannable QR Code that will take you directly to PhiBer University where you can watch training videos on the installation, implementain & walk throughs of PhiBer machines.



INNOVATIVE DESIGN • PARTNERS IN EFFICIENCY

The PhiBer Accumulator App



- Stay Connected with PhiBer's Team
- Wi-Fi Connectivity
- GPS Capabilities

PLANNING MODE:

Plan ahead and determine where bales should be ejected in the field. Use GPS to find your current location or type in a desired destination. Then, create zones where bales are to be ejected and adjust the size of the zone. Users can also delete zones and share maps with their team.

BALE EJECT MODE:

In the bale eject mode, operators select a map they want to run and then enable automatic eject. The app will tell the accumulator when to eject using a Wi-Fi signal.

REMOTE CONTROL MODE:

Use the app as a remote control on the accumulator for any hydraulic function. Service and maintenance operators and mechanics can get the accumulator quickly and safely into a desired position. Also, when ejecting the last bale out of the baler, the operator can also eject the bale from the accumulator.



*Wi-Fi signals may have trouble connecting with the distance from the tractor cab to the accumulator. To resolve, place an optional GPS receiver on the accumulator, transfer the map to the accumulator using Wi-Fi and run the map right from the ISOBUS software.

Flat Accumulator

31 & 41 Series

- Fully Automatic
- Designed for Simplicity
- Works with a Variety of Conditions



DESIGN

The PhiBer Bale Accumulator is designed to group bales into a package that will match both loader capabilities and stacking preferences, cutting down loading time up to 50% compared to traditional methods.

OPERATOR FRIENDLY

Fully automatic, the operator can focus on the baling operation. The PhiBer App makes planning and ejecting bales easy. The design requires no daily maintenance and has built in safety features to keep both the operator and machine safe while operating and servicing equipment



PUSH ROLLER

Rather than relying on gravity to tip bales off the deck, PhiBer's patented system pushes bales off the deck using a push roller, allowing the accumulator to excel in a wide variety of conditions.

HOLD MODE

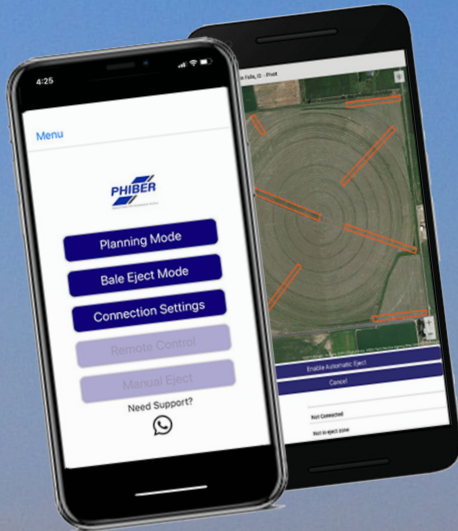
Unique to PhiBer, the Hold Mode function notifies the operator when the desired dump pattern is complete and gives them the ability to continue carrying the bales until the desired dump location is reached or until the next bale enters the machine. This allows for the bales to be dumped strategically and in proximity to one another.



INNOVATIVE DESIGN • PARTNERS IN EFFICIENCY

Increase Efficiency and Minimize Capital Costs

Cut loading time by up to 50% over traditional methods



The PhiBer Accumulator App

Plan where and how you want bales ejected in the field. Using your phone's GPS and Wi-Fi connectivity, bales are automatically ejected.



Flat Accumulator 51 series

All The Features of the 31 & 41 Series plus

- 40% More Capacity
- 3 Meter Transport
- 5 Bale / 4 Ton Capacity
- Individual Bale Weighing



HIGHER CAPACITY PER LOAD

Increase your capacity per load by 40% from the AC 3100 & 4100 series. Efficiency and productivity is increased as more bales are grouped together the end of the field. This means less time driving on the field, helping preserve the integrity of your forage crop.

CAPACITY

AC 5130: **three** 3x4 bales or **four** 3x3 bales
AC 5150: **five** 3x4 bales



NARROW, SAFE TRANSPORT

Both the AC 5130 and the AC 5150 have wings that automatically fold up with a push of a button, for a 3 meter width for safe transport on roadways.





Vertical Accumulator



UNIFORM PACKAGES READY FOR PICKUP

The Vertical Accumulator is designed for balers that produce 48in (120cm) wide bales. Operators can program the 'Stacker' to assemble bales two, three or four bales high depending on bale size. The software on the Stacker is ISOBUS compliant and can be used together with the PhiBer Accumulator App to automate bale ejection to maximize productivity.

SMART GATE TECHNOLOGY

The PhiBer Stacker has an ultrasonic sensor mounted in the rear gate that measures the speed and position of the incoming bale. With this information, the rear gate will move to catch the bale rather than stopping it with brute strength. With this technology operators can also offset bales to ensure straight stacks while ejecting at higher speeds.



SAVE TIME

Picking up pre-stacked bales that match loader capabilities can cut loading time up to 50% over traditional accumulation methods or up to 75% over picking single bales. This will substantially reduce the amount of time a hay operation spends picking bales. Saving time in an operation translates into saved money. This is realized through less depreciated hours on equipment and less labor.

DESIGN

The PhiBer Stacking Accumulator is designed primarily for dry hay applications. The Accumulator is designed to unload at varying speeds, this can depend on conditions. A pause-to-dump feature allows the operator to pause unloading to carry bales to a desired location or while making a turn. The new VS 2200 Series features a trailing hitch for safer, faster transport.



The FASTEST and Most EFFICIENT Method of Stacking Square Bales



Specifications

Bale Grabs

Models		304	308	Big Bale Spear
Size				
Width	in (cm)	89 (226)	89 (226)	69 (175)
Length	in (cm)	18 (46)	18 (46)	54 (137)
Height	in (cm)	90 (230)	90 (230)	90 (230)
Weight	lb (kg)	1100 (500)	1200 (544)	800 (363)
Bale Length	in (cm)	60-108 (152-274)	60-108 (152-274)	60-108 (152-274)
Teeth Control				
Group		●	N/A	●
Individual		N/A	●	N/A
Roll Abilities				
Use 90° of Roll		●	●	N/A
Electric & Hydraulic Requirements				
Electrical		N/A	12 volt	N/A
Flow	gpm (L/min)	3 (11)	8 (30)	3 (11)
Hyd. Press: 2,200 psi (152 bar)		●	●	●
Mounting Boxes				
Quick Attach Boxes		○	○	○



Accumulators

Models		AC 3108	AC 4108	VS 1206
Size				
Width	in (cm)	116 (295)	162 (412)	125 (316)*
Length	in (cm)	110 (280)	110 (280)	144 (366)
Height	in (cm)	32 (81)	32 (81)	122 (310)
Weight	lb (kg)	2,200 (998)	2,800 (1270)	4,610 (2,091)
Bale Width	in (cm)	32.5 (83)	48 (120)	48 (120)
Bale Length	in (cm)	52-108 (132-274)	52-108 (132-274)	73-102 (185-259)
Eject				
Manual		●	●	●
Auto		●	●	●
Wheels				
10 ply 26x12x12		●	●	N/A
14 ply 12.5Lx16SL		N/A	N/A	○
8 ply 18L - 16.1		N/A	N/A	●
Electric & Hydraulic Requirements				
Eject by GPS with App		●	●	●
ISOBUS VT (ISO 11783)		●	●	●
Flow	gpm (L/min)	10 (38)	12 (45)	14 (53)
Hyd. Pressure	psi (bar)	2,200 (152)	2,200 (152)	2,500 (172)
Open Center Hyd.		●	●	●
Closed Center Hyd.		●	●	●
Silage				
Silage Kit		○	○	N/A
Options				
Scale Kit		○	○	○
GPS Receiver Kit		○	○	○
Color Camera		○	○	○
Extra Roller Kit		N/A	N/A	○

● Standard ○ Optional

* With 18L-16.1 tires. Transport width with 12.5Lx16SL is 118in (300cm).



This literature has been compiled for worldwide circulation. Phiber reserves the right to change specifications, design and price of products described in this literature without notice. Please inquire to our sales network for any further information. Printed in Canada. Issued 9/2018